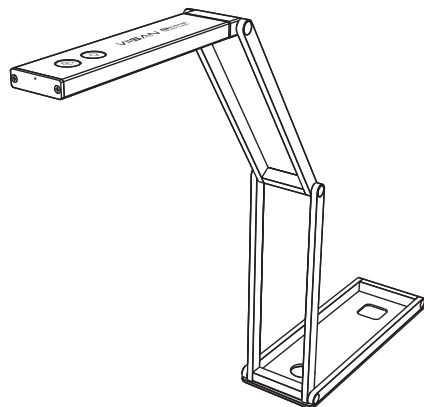


P4U 4K Document Camera Quick Start Guide



Please read this guide before using the product.

Step 1. Instructions

Thank you for purchasing the VIISAN product. The P4U is a lightweight and portable plug-and-play USB document camera (visualizer) suitable for teacher education, distance learning, and live demonstrations. This quick start guide briefly describes the steps to start using this document camera. If you have any technical or service questions about the product, please E-mail our customer service using info@viisan.com then we will provide you with service and support.

Safety & Environmental Information

Federal Communications Commission Statement (Class B)

This device complies with Part 15 of the FCC Rules. Operation is subject to the following two conditions: (1) this device may not cause harmful interference, and (2) this device must accept any interference received, including interference that may cause undesired operation. This equipment has been tested and found to comply with the limits for a Class B digital device, pursuant to part 15 of the FCC Rules. These limits are designed to provide reasonable protection against harmful interference in a residential installation. This equipment generates, uses, and can radiate radio frequency energy and, if not installed and used in accordance with the instruction manual, may cause harmful interference to radio communications. However, there is no guarantee that interference will not occur in a particular installation. If this equipment does cause harmful interference to radio or television reception, which can be determined by turning the equipment off and on, the user is encouraged to try to correct the interference by one or more of the following measures:

- Reorient or relocate the receiving antenna.
- Increase the separation between the equipment and receiver.
- Connect the equipment into an outlet on a circuit different from that to which the receiver is connected.
- Consult the dealer or an experienced radio/TV technician for help.

Any changes or modifications not expressly approved by the party responsible for compliance could void the authority to operate the equipment.

CE Class B (EMC)

This product is herewith confirmed to comply with the requirements set out in the Council Directives on the Approximation of the laws of the Member States relating to Electromagnetic Compatibility Directive 2014/30/EU.



This symbol on a product or on its packaging indicates that the product must not be disposed of with other household waste. Instead, it is your responsibility to ensure disposal of waste electrical and electronic equipment usually at a Local Amenity Site. The proper recycling of your waste equipment at the time of disposal will help to conserve natural resources and ensure that it is recycled in a manner that protects human health and the environment.

Step 2. Specifications

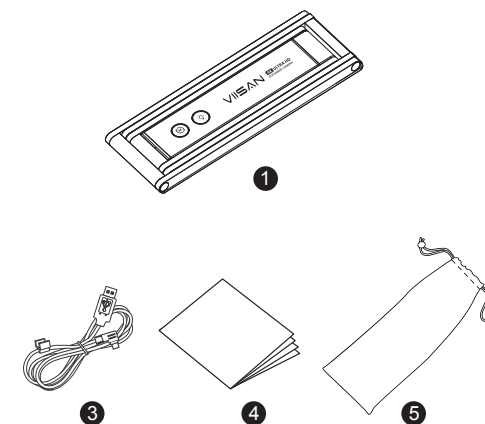
Image Sensor	13 Megapixel 1/3" CMOS
F/NO (Infinite)	2.2
Max. Shooting Area	440mm x 330mm (at output 4:3 mode)
Output Resolution / FPS	MJPEG: 3840x2880@15fps, 3840x2160@30fps 2560x1440 @30fps, 2048x1536 @30fps 1600x1200@30fps, 1920x1080@60fps 1280x720@60fps, 1024x768@30fps 960x540@60fps, 640x480@30fps 640x360@60fps YUY2: 1280x720@10fps, 1024x768@10fps, 960x540@15fps, 640x480@30fps 640x360@30fps
Video Format	MJPEG / YUY2
Focus	Auto
Lamp	LED
Image Rotation	0° / 180°
Power Frequency	50 / 60 Hz
Connectivity	USB 2.0
Microphone	Built-in Omnidirectional Microphone
Powered By	USB (5V/500mA)
Protocol	UVC / UAC Compliant
Support OS (UVC)	Windows, macOS, Chrome OS
Dimensions (L x W x H)	Expanded: 393x66x346mm / 15x2.5x7.6 inch Closed: 195x66x13mm / 7.6x2.5x0.5 inch
Net Weight	430g / 1.05lbs

NOTE: Specifications are subject to change without notice

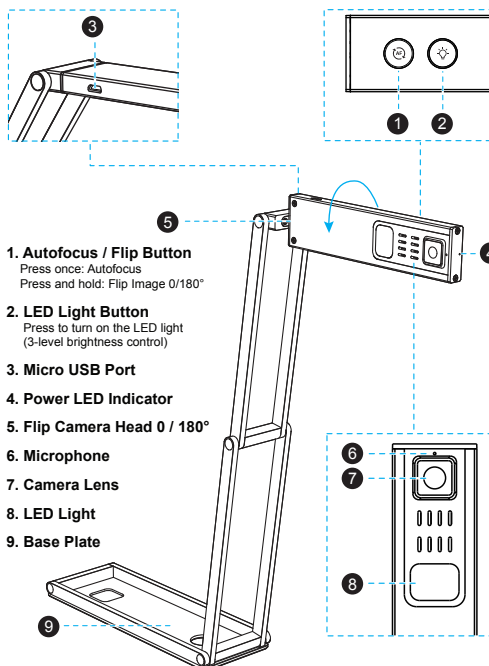
Step 3. Unpacking

Before use, make sure the following items are included in the package. If anything is missing, contact the retailer where you purchased the product.

1. 4K Document Camera
2. Carry Bag
3. USB Cable
4. Quick Start Guide

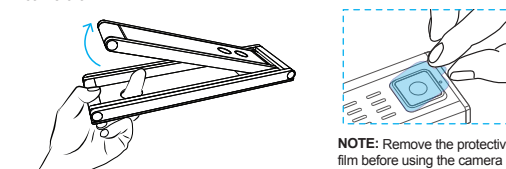


Step 4. Parts Descriptions

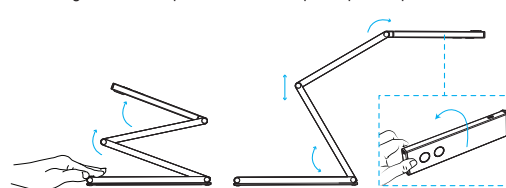


Step 5. Getting Started

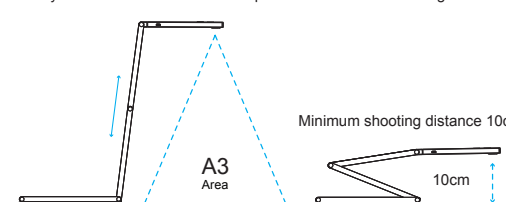
1. Push a finger through an opening at the base of the device to lifting the camera arm.



2. Press against the base plate of camera and pull it up then flip the camera head.

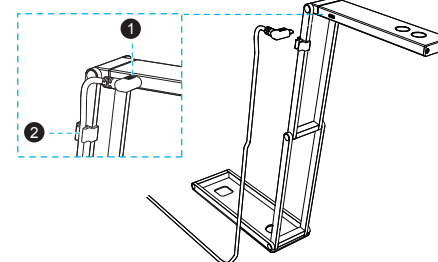


3. Adjust the arm to change the height and position for capturing your materials. Fully extend the camera arm to capture the maximum shooting area of A3.



Step 6. Connection Settings

1. Plug the supplied USB cable to the camera and connect another end into the computer's USB port (PC, Mac or Chromebook).
2. Attach the cable organizer to the camera arm.



Using the compatible software

The P4U is a standard UVC camera, you can use it with a variety of software as long as they recognize the video source coming from a UVC camera. For example, you can use it with third-party video conferencing software like Zoom, Microsoft Teams, or Google Meet. However, to get the full functionality of this 4K Document Camera, we'd recommend using it with VIISAN VisualCam software and you can download this free software from VIISAN's support center at the below link.



Step 7. Warranty Information

Warranty Card	
Model No.: P4U 4K Document Camera	
This product provides limited warranty continues for one (1) year from the date of purchase.	
Name:	Email:
Address:	
Product S/N:	
Reseller Info.:	
Date of purchase:	

Warranty Exclusions

- The following circumstances excluded from warranty coverage:
- Product damage caused by catastrophes, thunder stroke, faulty electric power, and environmental factors.
 - Defacing of product labeling (label alterations and falsifying, serial number missing, serial number no longer discernible, serial number invalid). All serial numbers are recorded and tracked for warranty purposes.
 - Unauthorized changes of non-parts, modifications or alterations, parts removal in or to the products.
 - Damage caused by operator error or operator fails to comply user manual instruction, such as, but not limited to improper storage resulting in product get wet, corrosion, ell off, squeezed or exposed to inadequate temperature/humid environment.
 - Accessories or packing material such as boxes, user manual, etc.



VIISAN Technology Co., Ltd.
www.viisan.com
Customer service: info@viisan.com